



Cogan™ **FASTER.
LEANER.
BETTER.**

**PARTITIONS
SAFEGARDE™**

easy "QUOTE" form

AUTHORIZED DEALER

Company _____ Phone _____
 Contact _____ Fax _____
 Address _____ Email _____

FREIGHT ESTIMATE (Cogan will always quote with the most economical solution)

Project name _____
 Job site address _____

(A) PARTITION CAGES

① CAGE SIZE


- 1 Sided _____ Ln. Ft.
- 2 Sided Dimensions : _____ x _____
- 3 Sided Dimensions : _____ x _____ x _____
- 4 Sided Dimensions : _____ x _____ x _____ x _____
- See 2nd page for sketch and dimensions

② REQUIRED PARTITION HEIGHT

- 8' Standard
- 10' Standard
- Other _____
- See 2nd page for sketch and dimensions

③ ROOF REQUIRED

- Yes
- No



④ ANCHORS REQUIRED

- Yes
- No

(B) PARTITION GATES

① SINGLE HINGE DOOR

- Std. Width:
 3'-0" 4'-0" 5'-0"
- Std. Height:
 7'-0" 8'-0" 9'-0" 10'-0"
- Custom sizes _____ x _____



② BI-PARTING HINGE DOOR

- Std. Width:
 5'-0" 6'-0" 7'-0" 8'-0"
 9'-0" 10'-0"
- Std. Height:
 7'-0" 8'-0" 9'-0" 10'-0"
 11'-0" 12'-0"
- Custom sizes _____ x _____



③ SINGLE SLIDE DOOR

- Std. Width:
 3'-0" 4'-0" 5'-0" 6'-0"
 7'-0" 8'-0" 9'-0" 10'-0"
- Std. Height:
 7'-0" 8'-0" 9'-0" 10'-0"
 11'-0" 12'-0" 13'-0" 14'-0"
 15'-0" 16'-0"



***The most common door sizes are shown. Please go to cogan.com for our complete list of door sizes. Some combinations are not available.

- Custom sizes _____ x _____

④ BI-PARTING SLIDE DOOR

- Std. Width:
 4'-0" 5'-0" 6'-0" 10'-0"
 7'-0" 8'-0" 9'-0"
- Std. Height:
 7'-0" 8'-0" 9'-0" 10'-0"
 11'-0" 12'-0" 13'-0" 14'-0"
 15'-0" 16'-0" 17'-0" 18'-0"
 19'-0" 20'-0"



***The most common door sizes are shown. Please go to cogan.com for our complete list of door sizes. Some combinations are not available.

- Custom sizes _____ x _____

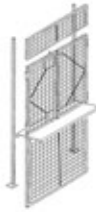
⑤ DUTCH DOOR (with 1' transom panel)

- 3'-0"W x 8'-0"H



6 SERVICE WICKET (with 1' transom panel)

- 3'-0"W x 8'0"H
- 4'-0"W x 8'0"
- 5'-0"W x 8'0"



C LOCKS

- | | | |
|------------------------------|--|-------------|
| Qty <input type="checkbox"/> | Latch and Key for swing door (Keyed alike) | PLU001 |
| <input type="checkbox"/> | Latch and Key for swing door (Keyed different) | PLU002 |
| <input type="checkbox"/> | Keys on both sides for swing door (Keyed alike) | PLU003 |
| <input type="checkbox"/> | Keys on both sides for swing door (keyed different) | PLU004 |
| <input type="checkbox"/> | Latch and Key for sliding door (Keyed alike) | PLU005 |
| <input type="checkbox"/> | Latch and Key for sliding door (Keyed different) | PLU006 |
| <input type="checkbox"/> | Keys on both sides for sliding door (Keyed alike) | PLU007 |
| <input type="checkbox"/> | Keys on both sides for sliding door (keyed different) | PLU008 |
| <input type="checkbox"/> | Panic bar | PANIC BAR U |
| <input type="checkbox"/> | Install customer's lock | desc23 |
| <input type="checkbox"/> | Mounting plate (lock supplied and installed by others) | desc24 |

SWING DOOR
DUTCH DOOR &
SERVICE WICKET



Latch and Key
option: keyed alike
or keyed different

SWING DOOR
DUTCH DOOR &
SERVICE WICKET



Keys on both sides
option: keyed alike
or keyed different

SLIDING DOOR



Latch and Key
option: keyed alike
or keyed different

SLIDING DOOR



Keys on both sides
option: keyed alike
or keyed different


SWING DOOR



Panic Bar

D FINISH (POWDER COATED)

- | | |
|--------------------------------------|------------------------------------|
| <input type="checkbox"/> Std. gray | <input type="checkbox"/> Std. blue |
| <input type="checkbox"/> Std. yellow | <input type="checkbox"/> Other |



FAX: 1.800.633.3004

cogan.com

