

# CUSHOTHANE® EZ™

The Cold and Wet Storage Specialist



- Smoothest ride & quickest run-out of any flat spot
- Superior traction and grip in all conditions
- Very low rolling resistance
- Highest Chunk resistance even at low temperatures



**ENGINEERING REVOLUTION™**

©2012 Superior Tire & Rubber Corp. All Rights Reserved.

# CUSHOTHANE® EZ™

## The Finest Cold Storage/Freezer Solution

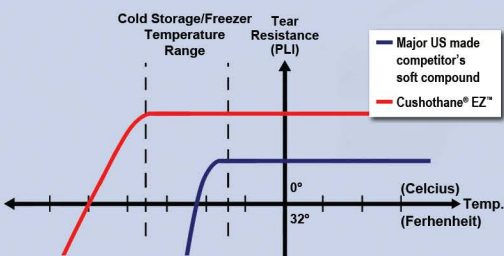
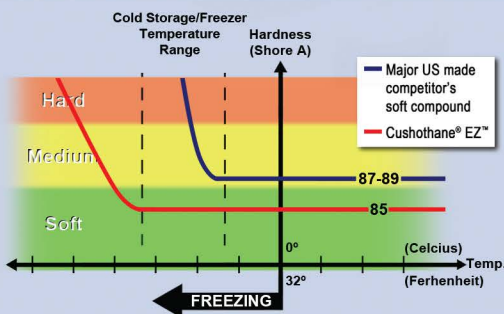


**Smoothest ride and quickest run-out of any flat spot** - for less vibration and reduced noise, minimizing machine and operator fatigue and increasing productivity

**Superior traction in all conditions** - unmatched performance in wet and cold conditions

**Excellent energy savings** - very low rolling resistance minimizes battery drainage in cold storage applications and provides longest operating time possible

**Highest Chunk resistance** - especially at low temperature from a specialized polyurethane compound



\* Graphs are for illustration only

## Customer Reviews

"When an end-user has an application where they want a soft ride, need traction, and have had problems with tires chunking off, I always endorse Superior Tire & Rubber Corp's Cushothane® EZ™ compound as the best tool for the job. I've even promoted it's ability to other dealers."

-Richard Ceccacci, VP - Ceccacci Lift Truck Service

"Recently, a competitor's tire was flat spotting for us and offered very short and unsatisfactory work life. Superior Tire & Rubber Corp's Cushothane® EZ™ Smooth Crown tire, siped for traction, eliminated the flat-spotting, giving us truly the longest ride and greatest value."

-Bob Bartolomeo, Maintenance Supervisor - SYSCO Foods Services

## CUSHOTHANE® EZ™ Express Wheels™

(Ships Same or Next business day\*)

### Load Wheels

3.25 x 4.5  
3.25 x 5.9375  
3.25 x 6  
3.25 x 6.375  
3.25 x 6.5  
4 x 2.5  
5 x 2.875  
5 x 3.625  
8.5 x 2.6875

### Press-On Tires

9 x 5 x 5 (SC, TSW)  
10 x 5 x 6.5 (SC, TSW)  
12 x 5 x 9 (TSW)  
13 x 5.5 x 8 (TSW)  
13 x 5.5 x 9.5 (TSW)  
13.5 x 5.5 x 8 (TSW)

### Extensive & Complete list of available sizes

- Press-on Tires: 4" to 36" O.D.
  - Load Wheels: 2" to 11" O.D.
- Mold On Tires also available

## Available in SuperSiped™



- Small micro cuts in tire surface
- Providing edge effect to cut through water film
- Generates higher traction in wet or icy conditions
- Improves truck performance and reliability

## Available Tread Styles

### Drive Tires



**SSW** - Heavy load design



**SF** - General Usage applications

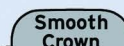


**TSW** - Heavy load design

### Steer Tires



**TSW** - Heavy load capacity, and high stability



**SC** - Higher maneuverability and reduced turning torque